


Information and advice for your safety

 **before** starting your journey

 **during** your journey



autostrade // per l'italia
La passione di muovere il Paese

**Winter season
2018-2019**

autostrade // *per l'italia*
La passione di muovere il Paese



In case of snow

INDEX

Before starting your journey

PAG 4-7

- 1 Winter maintenance for cars and vehicles
- 2 Supplementary equipment for cars and vehicles
- 3 Useful information to consult and information channels
- 4 Information on stretches with the obligation to use winter tyres or chains
- 5 Information on stretches where overtaking is forbidden for heavy goods vehicles

During your journey

PAG 8-11

- 6 Practical advice for driving when it snows
- 7 Information during the journey
- 8 Snow codes and information on variable message panels
- 9 Measures for regulating traffic during snowfall

Before starting your journey



Winter maintenance for cars and vehicles

- Clean the windscreen inside and out to avoid frost forming
- Make sure your windscreen washing liquid is antifreeze
- Check the state of your battery
- Check that the viscosity index of your engine oil is suitable
- Wash your car regularly to protect it against the salt present on roads



2


Supplementary equipment for cars and vehicles

Winter tyres have considerable advantages compared to chains:

- They maintain road adherence, also at low temperatures
- They do not require stopping to fit chains when it snows
- They are suitable for road stretches with snow along the edges or alternating snowy and clean stretches

Supplementary equipment is:

- Chains or snow tyres: chains can only be used if the level of snow exceeds a certain height and must only be mounted in areas protected from the flow of vehicles (Service Areas, Parking Areas and laybys). Only use the emergency lane in case of extreme necessity.
- Windscreen scraper
- Towing cable, in case of skidding or running off the road
- External thermometer, to have more precise information on the risk of freezing



3

Useful information to consult and information channels

www.autostrade.it

- Weather forecast
- Traffic conditions and relative forecasts
- Programming stops
- Stretches with traffic restrictions

Other information channels:

- CCISS viaggiare informati (Rai channels)
- MY WAY – SKY channels 500 and 501
- Canale 5
- LA7 and LA7d
- RTL 102.5
- ISORADIO 103.3
- Call Center Autostrade 840-04-21-21
- App My Way available free from the Apple Store and the main Android App stores



Information on stretches with the obligation to use winter tyres or chains

Highway	STRETCH			PERIOD	
	from	to	direction	from	to
A1 Milano -Napoli	10+700	119+500	both	15-nov	15-apr
A1 Milano -Napoli	119+500	210+100	both	15-nov	15-apr
A1 Milano -Napoli	210+100	358+600	both	01-nov	15-apr
A1 Milano -Napoli Direttissima	0+000	32+966	both	01-nov	15-apr
A4 Milano -Brescia	172+500	217+700	both	15-nov	15-apr
A7 Genova -Serravalle	84+500	125+778	both	15-nov	15-apr
A8 Milano -Varese	8+100	42+600	both	15-nov	15-apr
A9 Lainate -Como -Chiasso	10+700	42+314	both	15-nov	15-apr
Raccordo A8-A26 Diramazione Gallarate -Gattico - D08	0+000	23+221	both	15-nov	15-apr
A13 Bologna -Padova	0+000	116+735	both	15-nov	15-apr
A14 Bologna -Taranto	0+000	144+247	both	15-nov	15-apr
A14 Bologna -Taranto	144+247	507+000	both	15-nov	15-apr
Diramazione per Ravenna	0+000	29+800	both	15-nov	15-apr
Diramazione per Padova Sud	0+000	4+338	both	15-nov	15-apr
Diramazione Ferrara Sud	0+000	6+270	both	15-nov	15-apr
Raccordo di Casalecchio	0+000	5+440	both	15-nov	15-apr
Ramo d'adduzione Sasso Marconi	0+000	2+700	both	15-nov	15-apr
Tangenziale di Bologna	0+000	22+231	both	15-nov	15-apr
A16 Napoli -Canosa	26+570	127+627	both	15-nov	15-apr
A23 Palmanova -Tarvisio	18+549	119+925	both	15-nov	15-apr
A26 Genova Voltri -Gravellona Toce	0+000	197+200	both	15-nov	15-apr
Raccordo A26-A4 Diramazione Stroppiana -Santhià - D36	0+000	30+734	both	15-nov	15-apr
Raccordo A26-A7 Diramazione Predosa -Bettole - D26	0+000	17+030	both	15-nov	15-apr
A27 Venezia -Belluno	0+000	82+454	both	15-nov	15-apr
Interconnessione A27 Bretella Marco Polo - A57	entire stretch		both	15-nov	15-apr
Raccordo R64 A27 -Conegliano	entire stretch		both	15-nov	15-apr




Information on stretches where overtaking is forbidden for heavy goods vehicles

Highway	STRETCH			PERIOD	
	from	to	direction	from	to
A1 Milano -Napoli	210+100	417+600	both	in case of snow	
A1 Milano -Napoli	417+600	633+300	both	In case of snow from the 15th of November to the 15th of April	
A1 Milano -Napoli	633+300	734+000	both	in case of snow	
A1 Milano - Napoli Variante di Valico	0+000	32+966	both	in case of snow	
D18 Diramazione Roma nord	0+000	23+100	both	In case of snow from the 15th of November to the 15th of April	
D19 Diramazione Roma sud	0+000	20+000	both	In case of snow from the 15th of November to the 15th of April	
A7 Genova-Serravalle	125+778	84+500	both	in case of snow	
A11 Firenze -Pisa Nord	0+000	81+100	both	in case of snow	
A13 Bologna-Padova*	24+000	27+500	Padova	15-nov	15-apr
A13 Bologna-Padova*	29+000	25+500	Bologna	15-nov	15-apr
A13 Bologna-Padova*	69+500	73+000	Padova	15-nov	15-apr
A13 Bologna-Padova*	74+500	71+050	Bologna	15-nov	15-apr
A13 Bologna-Padova*	102+200	99+940	Bologna	15-nov	15-apr
A14 Bologna-Taranto	144+200	743+402	both	in case of snow	
A16 Napoli-Canosa	27+000	172+470	both	in case of snow	
D94 allacciamento Tang. Bari	entire stretch		both	in case of snow	
A16 Napoli-Canosa	26+000	127+600	both	In case of snow from the 15th of November to the 15th of April	
A26 Genova-Gravellona Toce	0+000	59+665	both	in case of snow	
Raccordo A26-A7 Diramazione Predosa-Bettole - D26	0+000	17+030	both	in case of snow	
A30 Caserta-Salerno	0+000	55+300	both	in case of snow	

*Only on the viaducts indicated in the ordinances. For more details please consult www.autostrade.it

During your journey



Practical advice for driving when it snows

- Adapt your driving style to the weather conditions.
- In case of delays or hold-ups: keep to the right and leave room to let snowploughs pass. Travel in queues at reduced speed.
- When the weather forecast is bad, always leave with a full fuel tank and basic provisions on board.
- Avoid sudden movements, sharp acceleration, sudden braking and excessive speed.
- Increase the distance between your car and the one in front of you.
- It is essential to anticipate braking, to have the space needed to stop. Use engine braking and foot pedals alternately to avoid skidding and losing control of your vehicle.
- When driving uphill use a higher gear than you would normally use on dry ground and a lower gear when going downhill.
- In case of locking or skidding, release the brake pedal to gain adherence, then brake again, progressively. When departing on snow accelerate very gradually.
- Before curves in the road stretch, reduce speed and also on straight stretches moderate speed. When approaching bends, you must turn the steering wheel gently and steadily.
- When turning, keep your speed low and steady. If the front of the vehicle loses direction, you need to regain adherence by reducing speed taking your foot off the accelerator.



Information during the journey

- **Variable message panels**
- **Radio channels**
 - RTL 102.5
 - Isoradio 103.3
- **Call Center**
 - Call Center Autostrade 840-04-21-21



Snow codes and information on variable message panels

Snow codes (from white to black) are used to indicate how snow events are evolving, both in relation to the intensity of the snowfall and the state of the road to activate the due prevention and management operations.

WHITE	<p>High impact weather alert emitted</p> <p>With salt gritting operations</p>	<p>PREVISTA NEVE PNEUMATICI INVERNALI O CATENE A BORDO</p>	<p>VEICOLI ANTINEVE IN AZIONE PRESTARE ATTENZIONE</p>
GREEN	<p>Facilities and equipment ready to operate before snowfall has started</p> <p>With salt gritting operations</p>	<p>PREVISTA NEVE PNEUMATICI INVERNALI O CATENE A BORDO</p>	<p>VEICOLI ANTINEVE IN AZIONE PRESTARE ATTENZIONE</p>
YELLOW	<p>No heavy or critical snow, with no effects on traffic</p> <p>Snowing but not at critical levels, except for some stretches. Traffic increasing or tending to increase</p>	<p>NEVISCHIO BARBERINO RIOVEGGIO</p>	<p>NEVE DOPO BARBERINO POSSIBILI DISAGI</p>
RED	<p>Heavy snow with maximum snow management operations activated.</p>	<p>NEVE FORTE DOPO BARBERINO POSSIBILI BLOCCHI</p>	
BLACK	<p>First vehicles blocking the road because of skidding or loss of control.</p> <p>Vehicles sideways across the road and possible delays in removing them.</p>	<p>BLOCCO PER NEVE DOPO BARBERINO TRANSITO SCONSIGLIATO</p>	<p>CHIUSO PER NEVE BARBERINO RIOVEGGIO</p>

9

Measures for regulating traffic during snowfall

To enable effective action in managing traffic in case of major snowfalls specific measures to prevent traffic congestion are adopted in collaboration with the Highway Police. These measures, that allow an improved management of traffic intensity, include:

- REDUCED TRAFFIC LANES called filters



- TEMPORARY BAN on heavy goods vehicles



- DYNAMIC BLOCK of heavy goods vehicles



TEMPORARY BAN AND DYNAMIC BLOCK FOR HEAVY GOODS VEHICLES

The purpose of dynamic filtering is to avoid that snow ploughs and other emergency vehicles be blocked or slowed down by the presence of heavy goods vehicles, especially if they are not suitably equipped for bad weather conditions.

The Protocol for dynamic filtering of heavy goods vehicles (over 7.5t) can be activated and implemented immediately by concessionaires, in agreement with the Highway Police, in case of a "red" or "yellow" snow code and with negative conditions tending to intensify.

Dynamic filtering is generally implemented using lanes suitably identified at the start of the stretch affected by snowfalls.

10 recommendations when it snows

- 1 Maintain cars and vehicles efficient
- 2 Equip vehicles with winter tyres or chains
- 3 Drive carefully at a constant, moderate speed
- 4 Only stop in spaces protected from the flow of vehicles
- 5 Maintain a safe distance and brake using the engine
- 6 Leave and keep yourself well informed of weather and traffic conditions
- 7 Follow indications on the variable message panels
- 8 Follow the indications of Autostrade per l'Italia personnel and the Highway Police
- 9 Facilitate the job of operational resources
- 10 Follow signs regulating traffic



autostrade // *per l'italia*
La passione di muovere il Paese

Winter season
2018-2019



www.autostrade.it